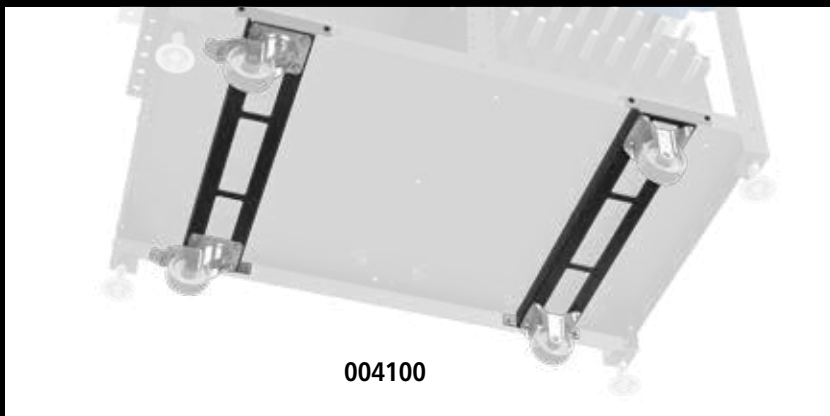


siegmund®


siegmund® workstation




004100



Online




Bernd Siegmund GmbH
Landsberger Straße 180
86507 Oberottmarshausen
Tel. 0049 (0) 8203 / 96 07-0
Fax 0049 (0) 8203 / 96 07-33
info@siegmund.com
www.siegmund.com

**siegmund**
Welding Tables and Clamping Systems


[System 28
Welding Tables](#) [System 22
Welding Tables](#) [System 16
Welding Tables](#) [Positioner
Manipulators](#) [Rail System
Rail System](#) [Platform System
Platform System](#)


[Company Profile](#) | [Catalog](#) | [Contact](#) | [Download](#) | [News](#) | [Login](#) |

Assembly instructions / User manual




Attention!
This video does not replace the written installation instructions / user manual. Please read them before mounting / usage.



 MENU

Siegmund Workstation 1/3



This video applies for the following items:

© Bernd Siegmund GmbH · Achsenstrasse 29 · 86645 Grosssailingen · Telefon: +49 (0) 82 03 / 96 07-0 · Fax: +49 (0) 82 03 / 96 07-33 · E-Mail: info@siegmund.com · www.siegmund.com

[Imprint](#) | [Privacy Policy](#) | [GTC](#)



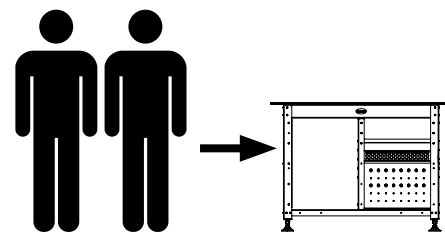
Siegmund Workstation

Montageanleitung · Assembly instructions · Инструкция за монтаж · Instrução de montagem · Montážní instrukce · Montagevejledning · Instrucciones de montaje · Asennusohjeet · Instructions d'assemblage · Upute za montažu · Szerelési útmutató · Istruzioni per montaggio · Montagehandleiding · Monteringsanvisning · Instrukcja montażu · Instruções de montagem · Instructiuni de montaj · Uputstvo za montažu · Инструкция по сборке · Monteringsanvisningar · Navodilo za sestavljanje · Návod na montáž · Montaj talimatları · 安装指南 · 組み立て方法

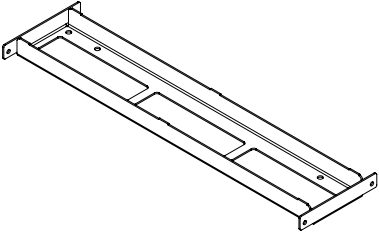
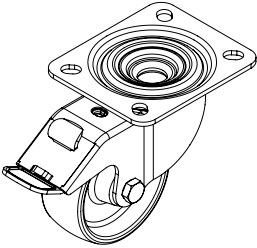
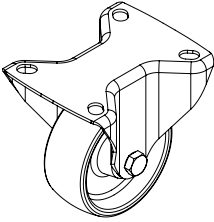

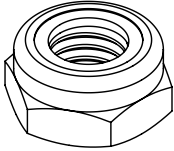
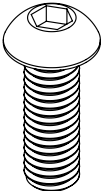
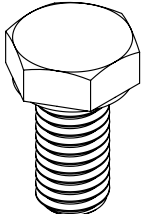


DE	Mit Schraub Schlüssel festziehen.
BG	Затегнете с гаечен ключ.
CZ	Utáhněte pomocí klíče.
DK	Stram med nøgle.
EE	Pingutata võtmega.
EN	Tighten by wrench.
ES	Apretado con llave.
FI	Kiristä jakoavaimella.
FR	Serrer avec une clé.
GR	Σφίξιμο με κλειδί.
HR	Zategnuti ključem.
HU	Kulccsal feszítse meg.
IT	Serrare con chiave.
LT	Priveržkite veržliarakčiu.
NL	Aandraaien met een sleutel.
NO	Stram til med fastnøkkel.
PL	Przykręcić kluczem.
PT	Aperto com chave.
RO	Strângeți cu o cheie.
RS	Zategnuti ključem.
RU	Затянуть ключом.
SE	Spänn åt med skiftnyckel.
SI	Priviti s ključem.
SK	Utiahnite klúčom.
TR	Anahtarla sıkmak.

Tools:



Parts / Screws:

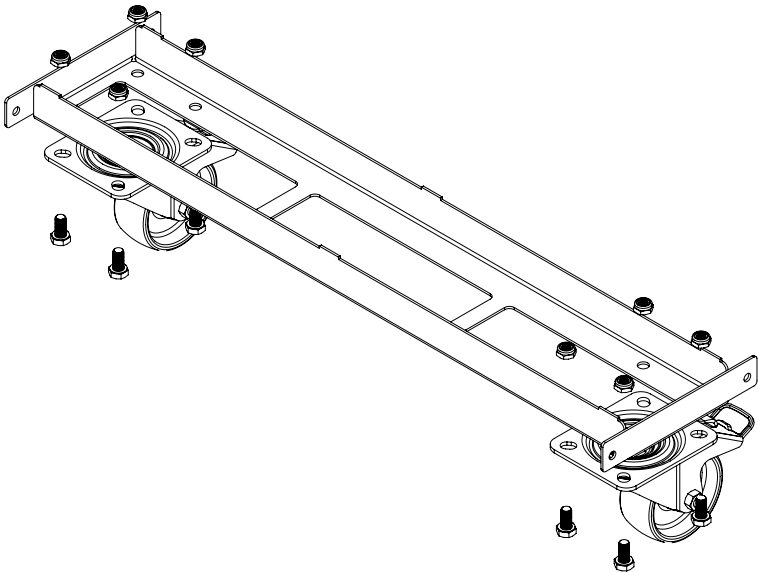
<p>x</p>  <p>2x</p>	<p>y (No. 00002431)</p>  <p>2x</p>	<p>z (No. 00002432)</p>  <p>2x</p>
<p>a (No. 00002499)</p>  <p>M6</p> <p>8x</p>	<p>b (No. 00001069)</p>  <p>M8</p> <p>16x</p>	
<p>h (No. 00002567)</p>  <p>M6x18 - ISO 7380</p> <p>8x</p>	<p>i (No. 00001375)</p>  <p>M8x16 - ISO 4017</p> <p>16x</p>	

5.1.1



X	Y	b	i
1x	2x	8x	8x

Tools

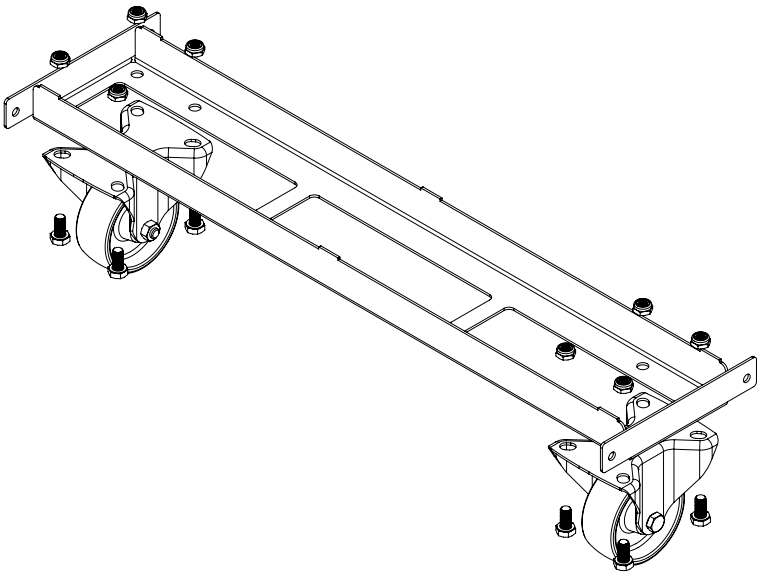


5.1.2



X	Z	b	i
2x	2x	8x	8x

Tools





5.1.3

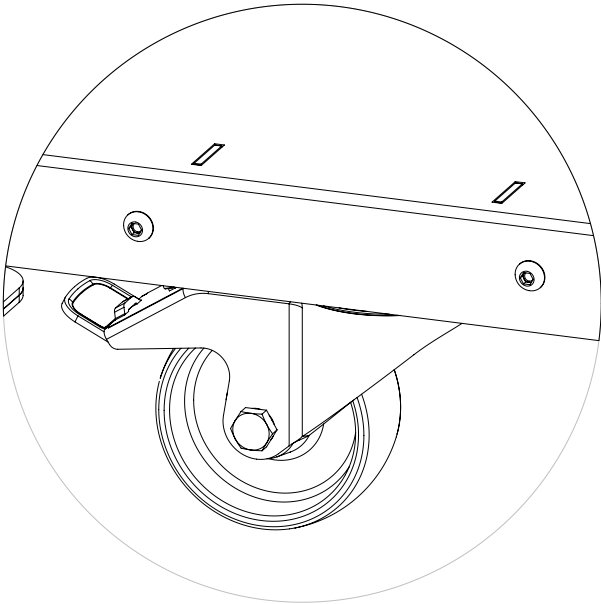
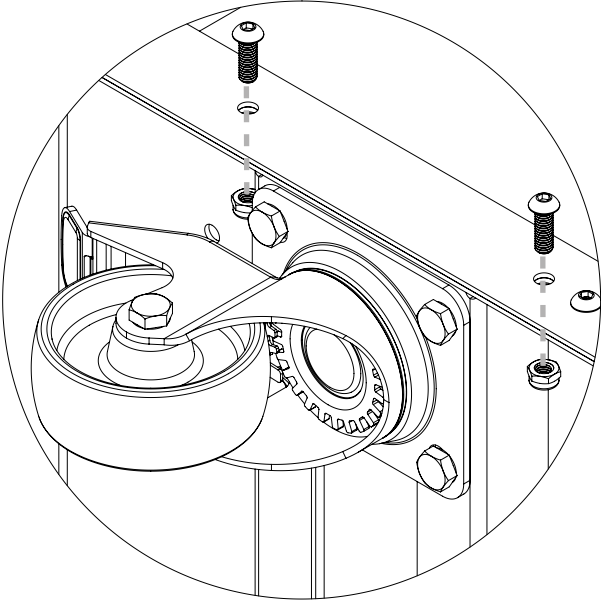
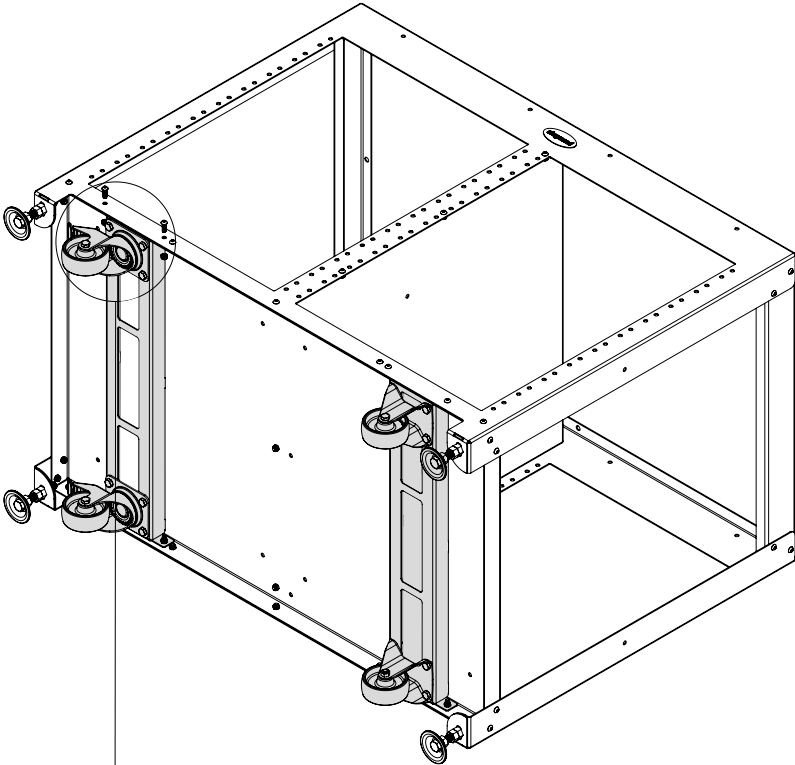


a	h
	
M6	M6x18
8x	8x

Tools







Bernd Siegmund GmbH

Landsberger Straße 180 | 86507 Oberottmarshausen | Germany (Bavaria) | Phone 0049 (0) 82 03 / 96 07 - 0 | Fax 0049 (0) 82 03 / 96 07 - 33
info@siegmund.com | www.siegmund.com

All prices are quoted ex works excl. VAT, packing, freight and duty. Technical changes and release are reserved.
Our General Business Terms apply. Subject to price changes and printing errors.

All texts, pictures and design elements are copyrighted by the Bernd Siegmund GmbH. No part of this flyer may be edited analogously or digital or in another mode,
may be multiplied or published out of the flyer without written approval of the legal owner. Offences are prosecuted.