



# siegmund® workstation



004200



004205




004210




004215

# Online




Bernd Siegmund GmbH  
Landsberger Straße 180  
86507 Oberottmarshausen  
Tel. 0049 (0) 8203 / 96 07-0  
Fax 0049 (0) 8203 / 96 07-33  
info@siegmund.com  
**www.siegmund.com**

**siegmund**  
Welding Tables and Clamping Systems


[System 28  
Welding Tables](#) [System 22  
Welding Tables](#) [System 16  
Welding Tables](#) [Positioner  
Manipulators](#) [Rail System  
Rail System](#) [Platform System  
Platform System](#)


[Company Profile](#) | [Catalog](#) | [Contact](#) | [Download](#) | [News](#) | [Login](#) |

**Assembly instructions / User manual**




**Attention!**  
This video does not replace the written installation instructions / user manual. Please read them before mounting / usage.



 MENU

Siegmund Workstation 1/3



This video applies for the following items:

© Bernd Siegmund GmbH · Achsenstrasse 29 · 86645 Grosssailingen · Telefon: +49 (0) 82 03 / 96 07-0 · Fax: +49 (0) 82 03 / 96 07-33 · E-Mail: info@siegmund.com · www.siegmund.com

[Imprint](#) | [Privacy Policy](#) | [GTC](#)

# Siegmund Workstation

Montageanleitung · Assembly instructions · Инструкция за монтаж · Instrução de montagem · Montážní instrukce · Montagevejledning · Instrucciones de montaje · Asennusohjeet · Instructions d'assemblage · Upute za montažu · Szerelési útmutató · Istruzioni per montaggio · Montagehandleiding · Monteringsanvisning · Instrukcja montażu · Instruções de montagem · Instructiuni de montaj · Uputstvo za montažu · Инструкция по сборке · Monteringsanvisningar · Navodilo za sestavljanje · Návod na montáž · Montaj talimatları · 安装指南 · 組み立て方法


**DE**

Handfest - Bitte nicht festziehen.

**BG**

Ръчно завинтване - моля, не затягайте с помощен инструмент.

**CZ**

Ručně zašroubováno - prosím nedotahujte.

**DK**

Håndskruet - stram venligst ikke.

**EE**

Käsitsi kinnitav - ärge kinnitage jõuga.

**EN**

Hand-screwed - please do not tighten.

**ES**

Enroscado a mano - no apretar

**FI**

Käsikireys - ei saa kiristää työkalulla.

**FR**

Serré à la main - Ne pas serrer.

**GR**

Βιδώστε με το χέρι - παρακαλούμε μην σφίγγετε.

**HR**

Ručno zategnuti - ne prejako.

**HU**

Kézi rögzítés - ne húzza meg erősen.

**IT**

Avvitare a mano - non serrare forte.

**LT**

Rankinis prisukamas - prašome neužveržkite.

**NL**

Aandraaien met de hand - niet te vast aandraaien.

**NO**

Hånd skrudd, ikke stram til.

**PL**

Przykręcić ręcznie - proszę nie dokręcać.

**PT**

Aperto manual - por favor não force o aperto.

**RO**

Înșurubat manual - vă rugăm să nu strângeți.

**RS**

Ručno zavrnuti - molimo vas da ne pretežete.

**RU**

Завинчивать вручную - не затягивать.

**SE**

Handskruvad - spänn inte åt.

**SI**

Ročno priviti - prosim ne zategujte.

**SK**

Ručné naskrutkovanie - prosím, neťahujte silou.

**TR**

El vidalı - lütfen sıkmayın.


**DE**

Mit Schraubschlüssel festziehen.

**BG**

Затегнете с гаечен ключ.

**CZ**

Utáhněte pomocí klíče.

**DK**

Stram med nøgle.

**EE**

Pingutata v võtmeaga.

**EN**

Tighten by wrench.

**ES**

Apretado con llave.

**FI**

Kiristä jakoavaimella.

**FR**

Serrer avec une clé.

**GR**

Σφίξιμο με κλειδί.

**HR**

Zategnuti ključem.

**HU**

Kulccsal feszítse meg.

**IT**

Serrare con chiave.

**LT**

Priveržkite veržliarakčiu.

**NL**

Aandraaien met een sleutel.

**NO**

Stram til med fastnøkkel.

**PL**

Przykręcić kluczem.

**PT**

Aperto com chave.

**RO**

Strângeți cu o cheie.

**RS**

Zategnuti ključem.

**RU**

Затянуть ключом.

**SE**

Spänn åt med skiftnyckel.

**SI**

Priviti s ključem.




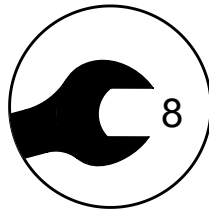
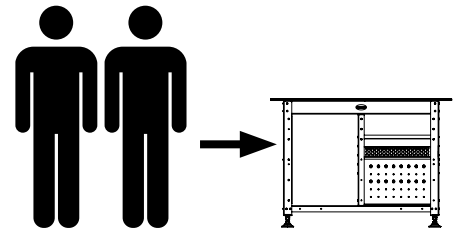
**SK**

Utiahnite kľúčom.




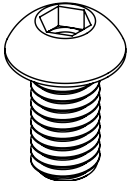
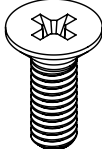
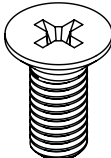
**TR**

Anahtarla sıkmak.

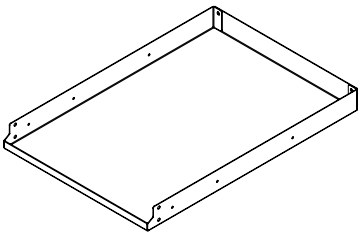
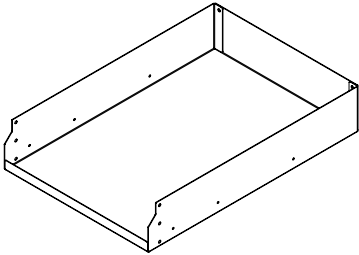
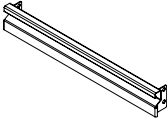

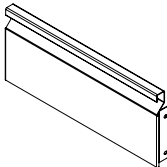
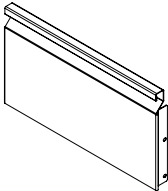
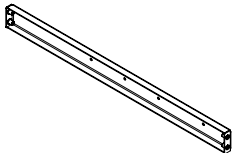

# Tools:

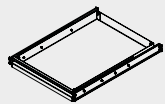


# Screws:

<p><b>a</b> (No. 00002499)</p>  <p>M6</p> <p><b>6x</b></p>	<p><b>d</b> (No. 00002498)</p>  <p>M4</p> <p><b>6x</b></p>	<p><b>e</b> (No. 00002559)</p>  <p>M5</p> <p><b>8x</b></p>
<p><b>c</b> (No. 00002412)</p>  <p>M6x12 - ISO 7380</p> <p><b>14x</b></p>	<p><b>f</b> (No. 00002411)</p>  <p>M4x10 - ISO 7046-1</p> <p><b>6x</b></p>	<p><b>g</b> (No. 00002560)</p>  <p>M5x12 ISO 7046-1</p> <p><b>8x</b></p>

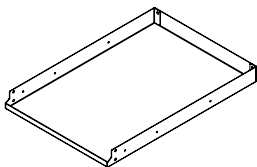
# Parts:

<div>P</div> <div></div> <div>1x</div>	<div>Q</div> <div></div> <div>1x</div>	<div>R</div> <div></div> <div>1x</div>
<div>S</div> <div></div> <div>1x</div>	<div>T</div> <div></div> <div>1x</div>	<div>U</div> <div></div> <div>1x</div>
<div>V</div> <div></div> <div>2x</div>	<div>W</div> <div>(No. 00002539)</div> <div></div> <div>2x</div>	



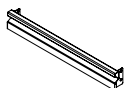
**60 mm – 004200**

P



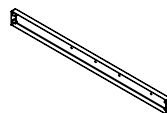
**1x**

R



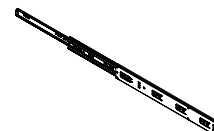
**1x**

V



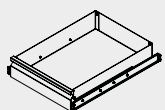
**2x**

W



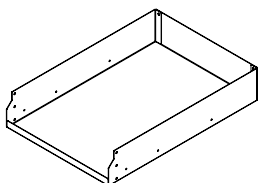
**2x**

**+ Screws**



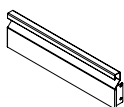
**120 mm – 004205**

Q



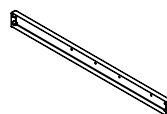
**1x**

S



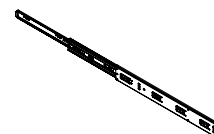
**1x**

V



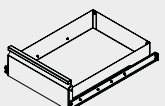
**2x**

W



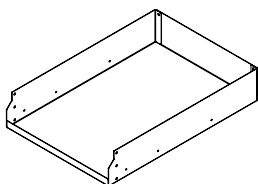
**2x**

**+ Screws**



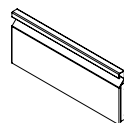
**180 mm – 004210**

Q



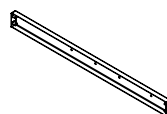
**1x**

T



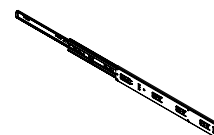
**1x**

V



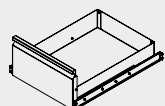
**2x**

W



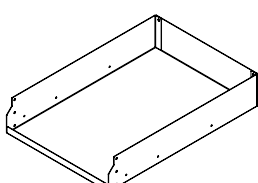
**2x**

**+ Screws**



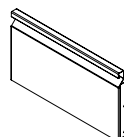
**240 mm – 004215**

Q



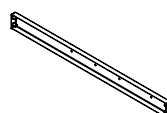
**1x**

U



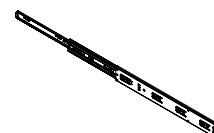
**1x**

V



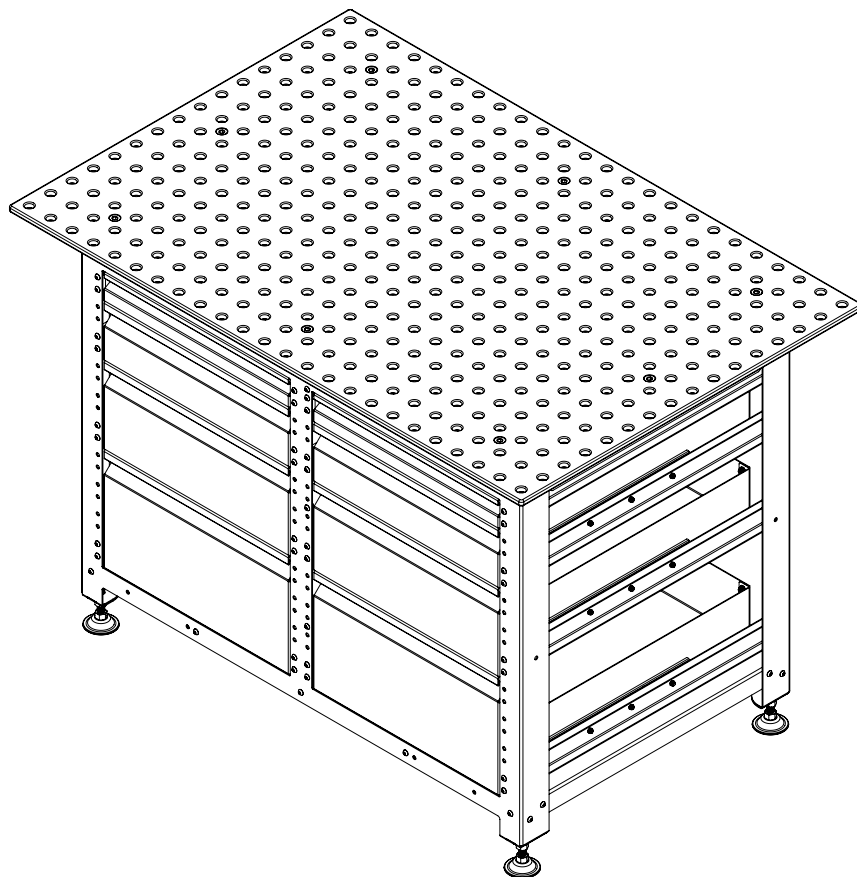
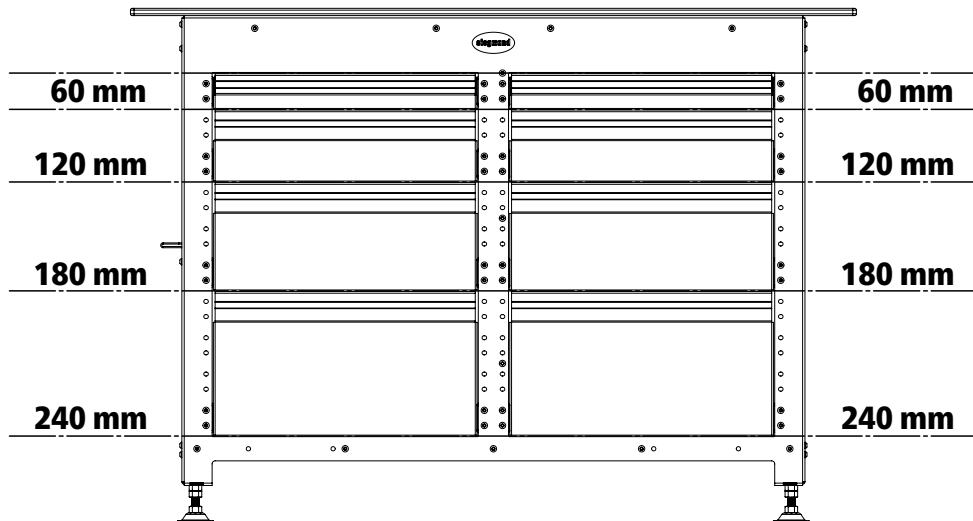
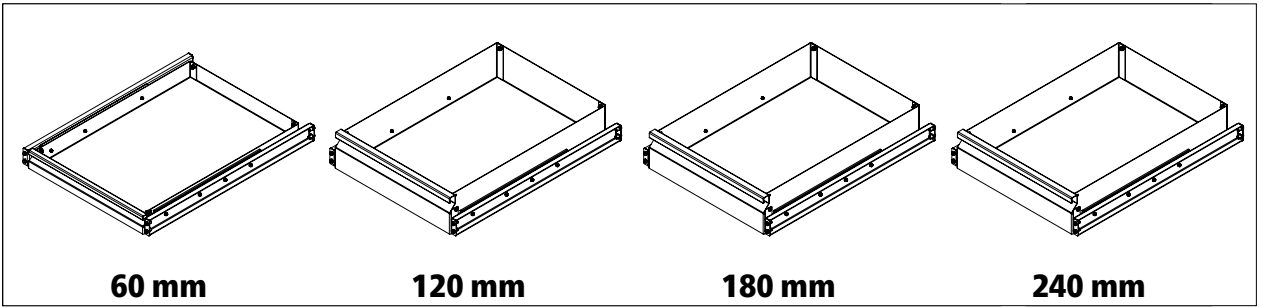
**2x**

W



**2x**

**+ Screws**

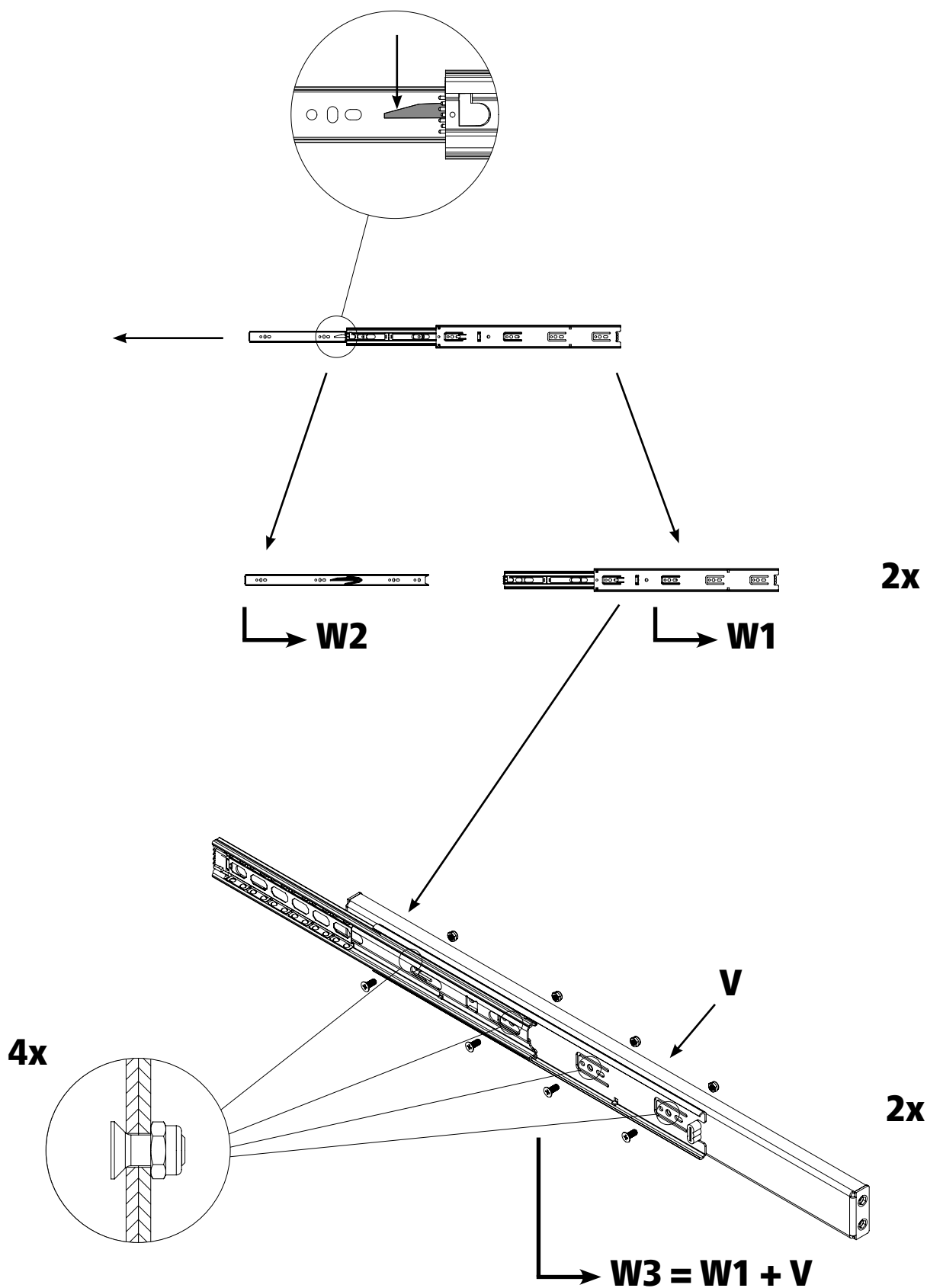


# 1.



V	W	e	g
2x	2x	8x	8x

Tools



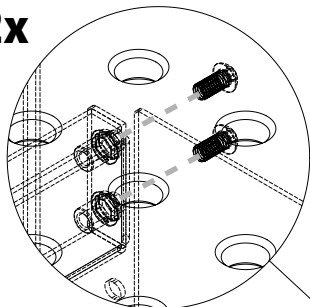
# 2.



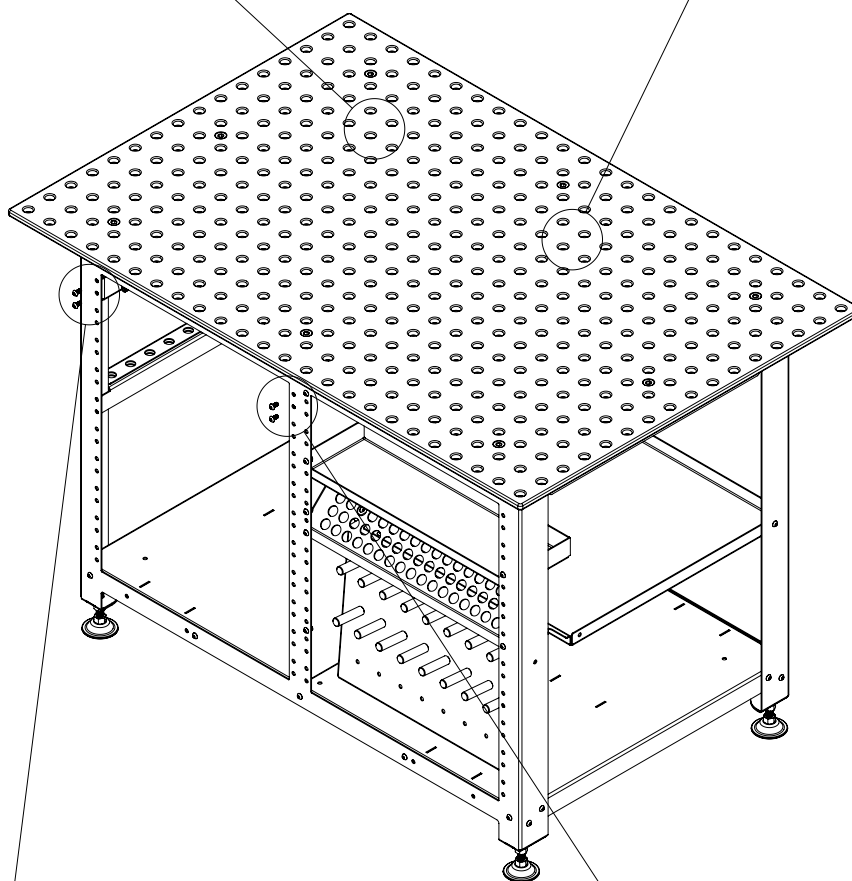
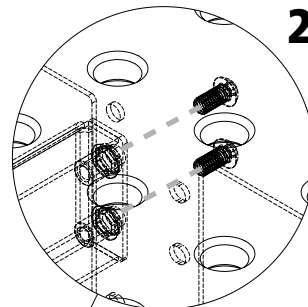
Tools



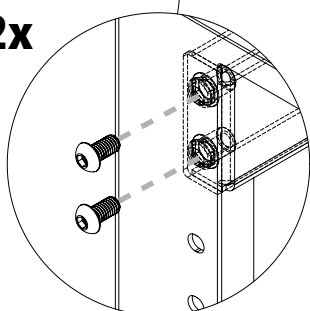
2x



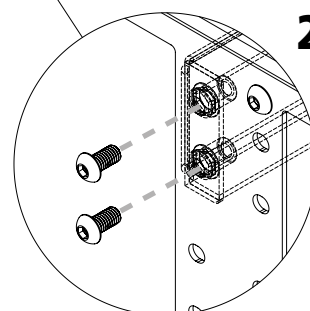
2x



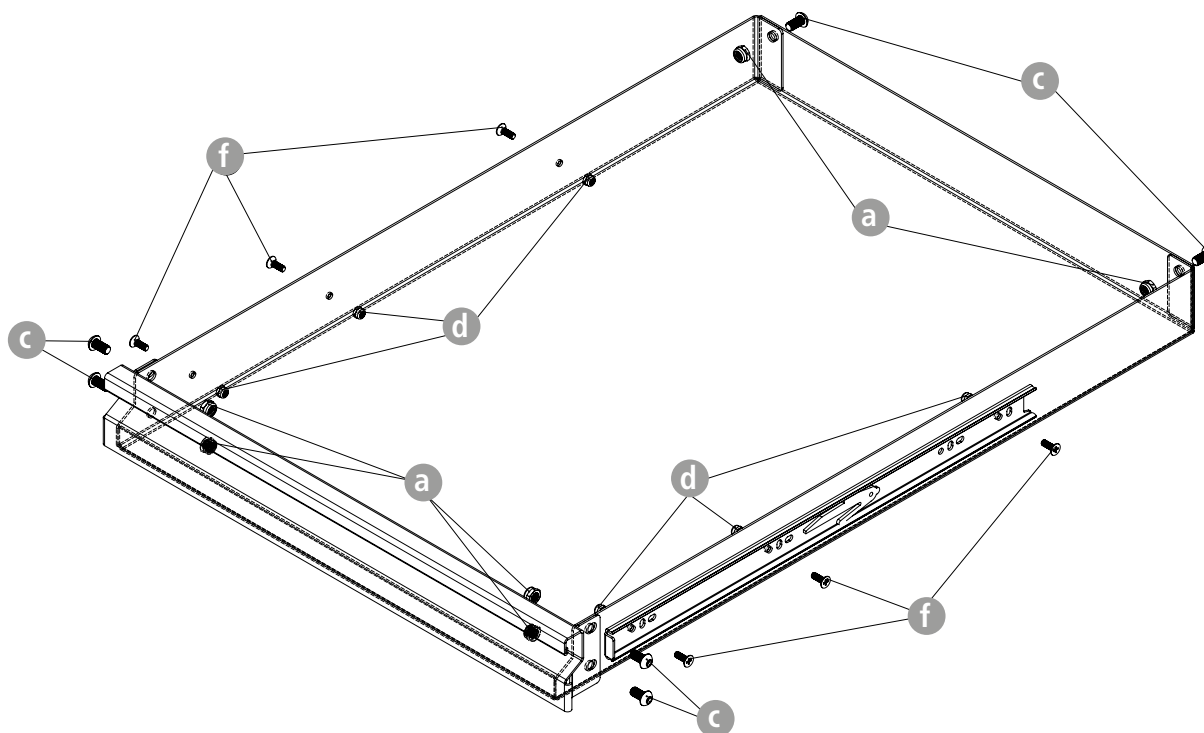

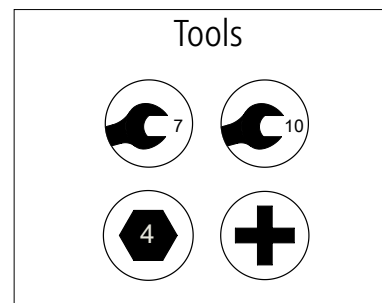
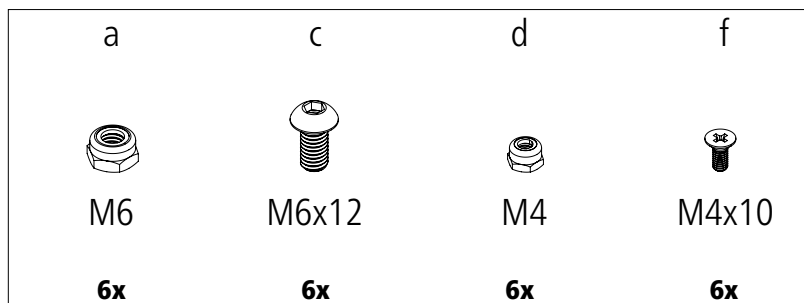
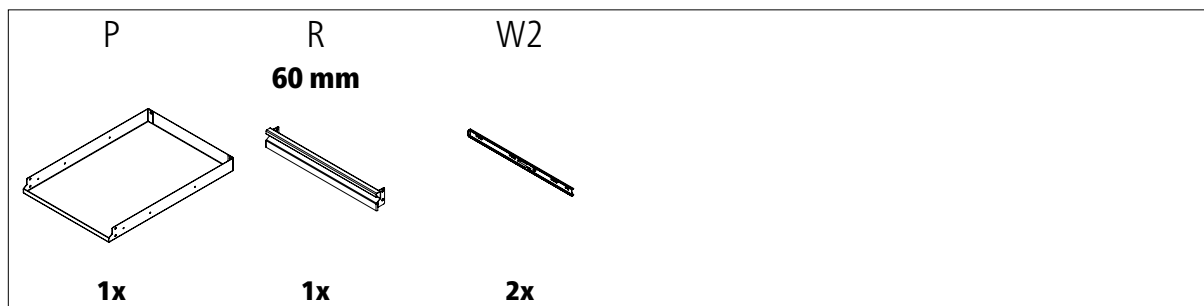
2x



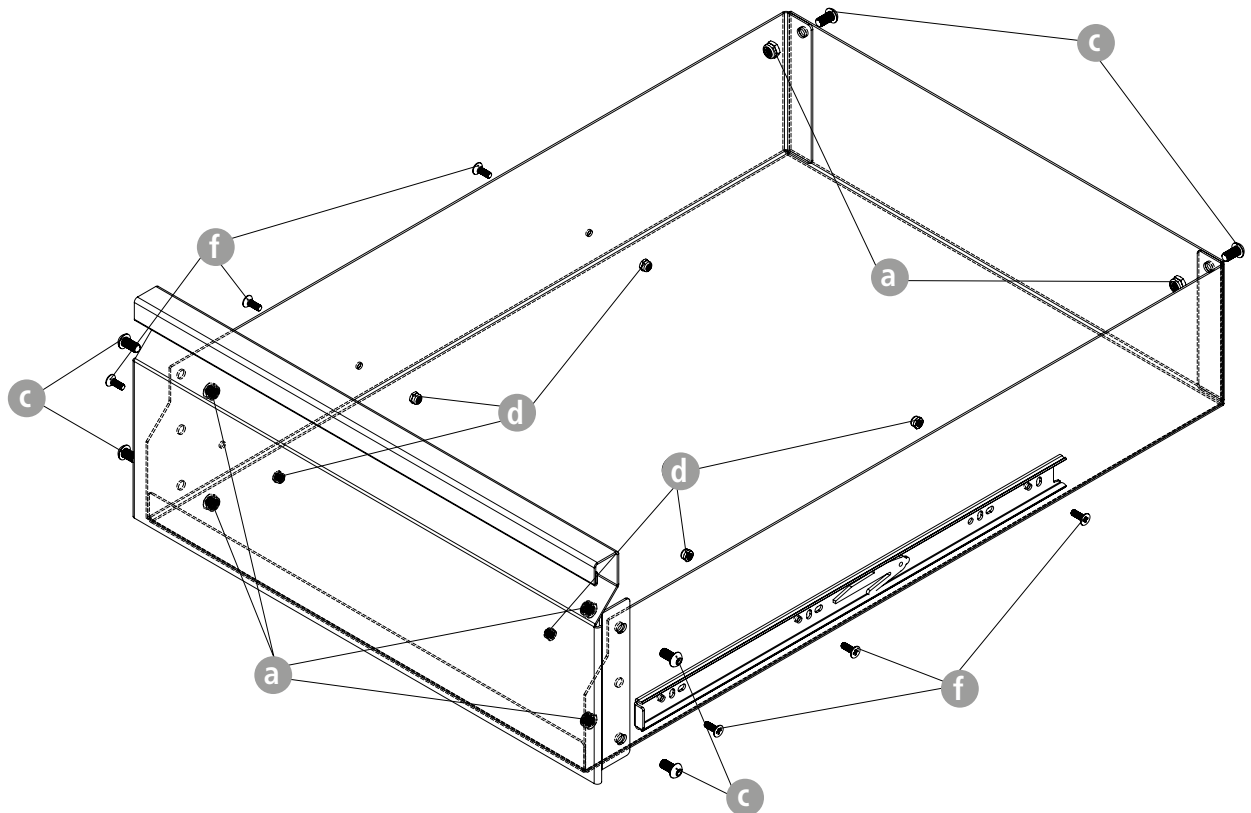

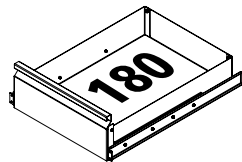

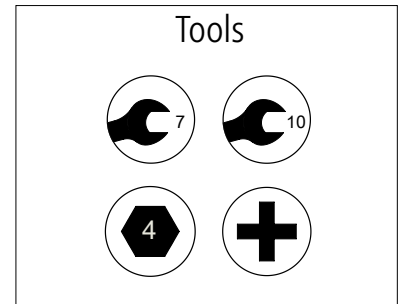
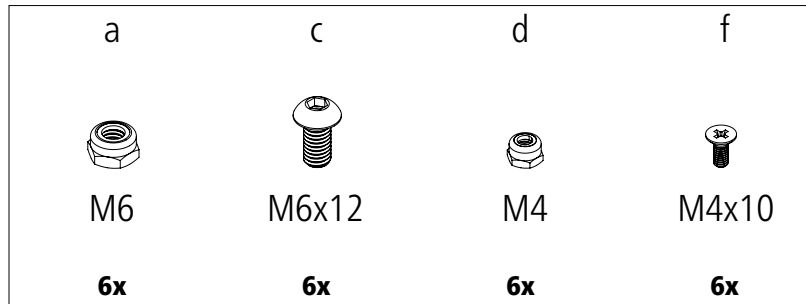
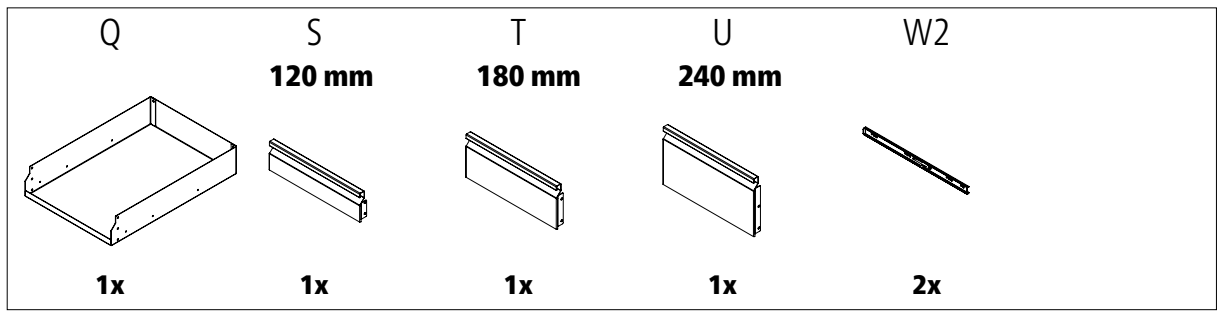
2x



# 3.



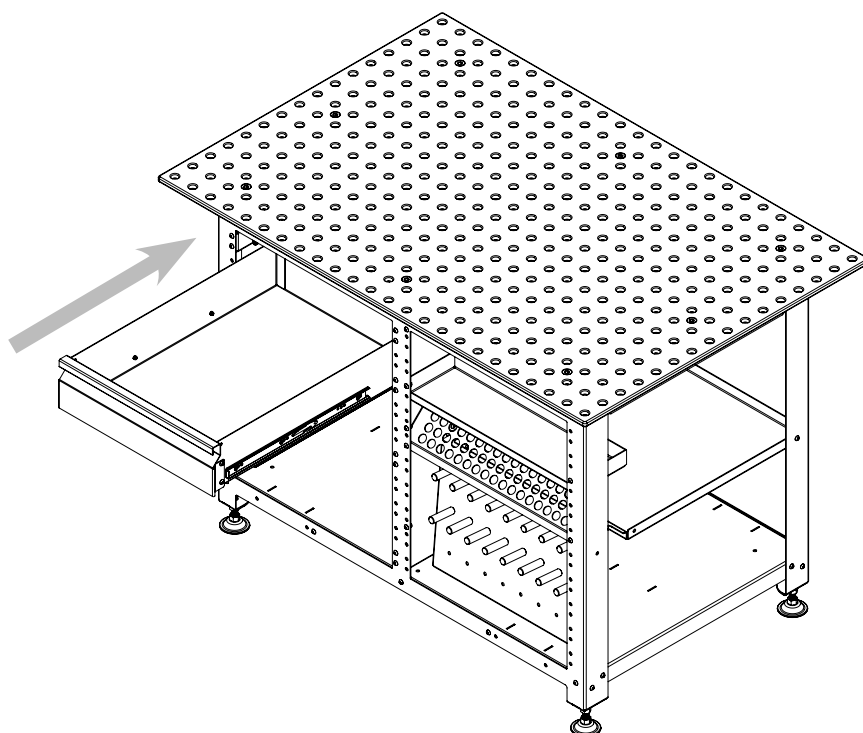
# 3.



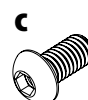
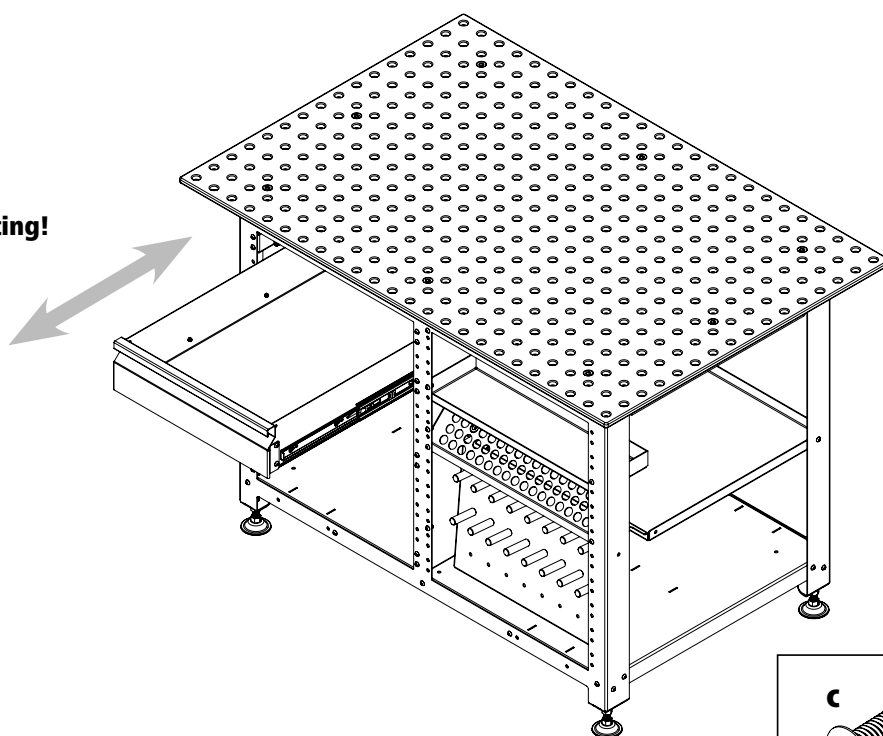
# 4.



Tools

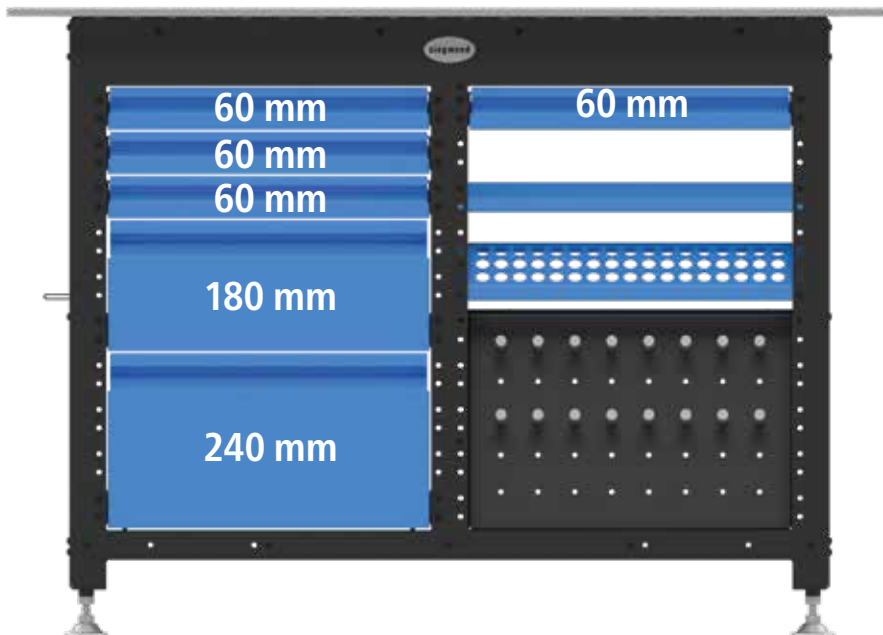


**Testing!**

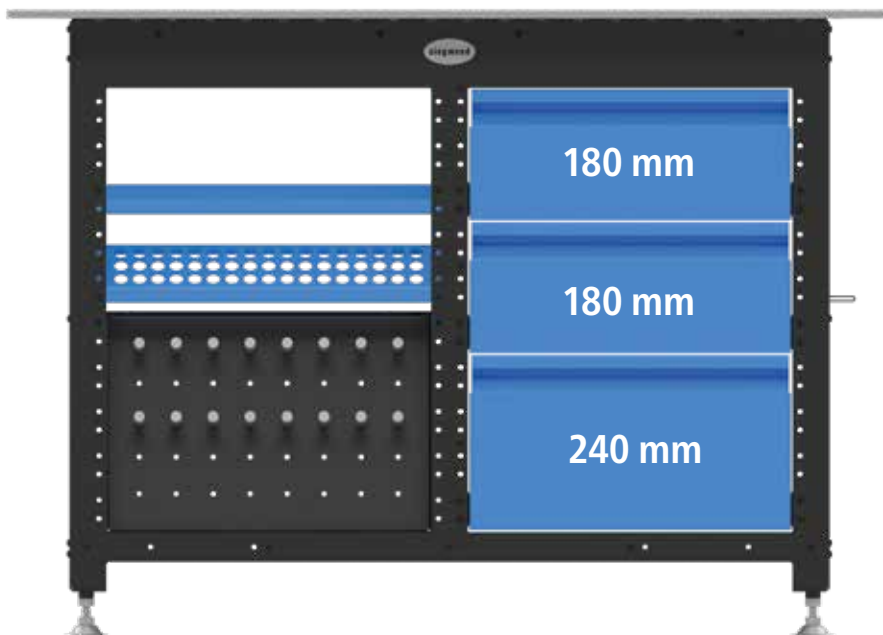


# Examples:

---



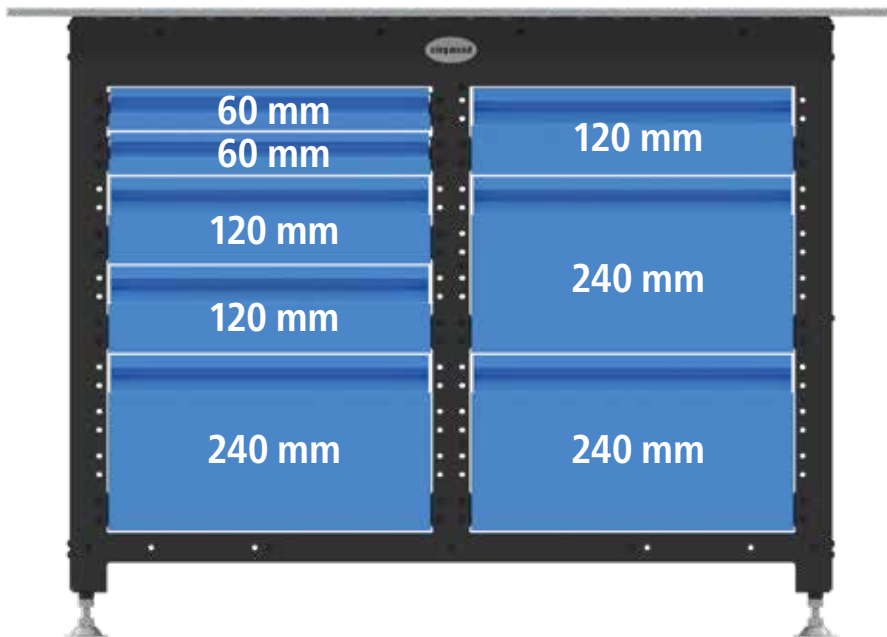
4x 004200  
1x 004210  
1x 004215



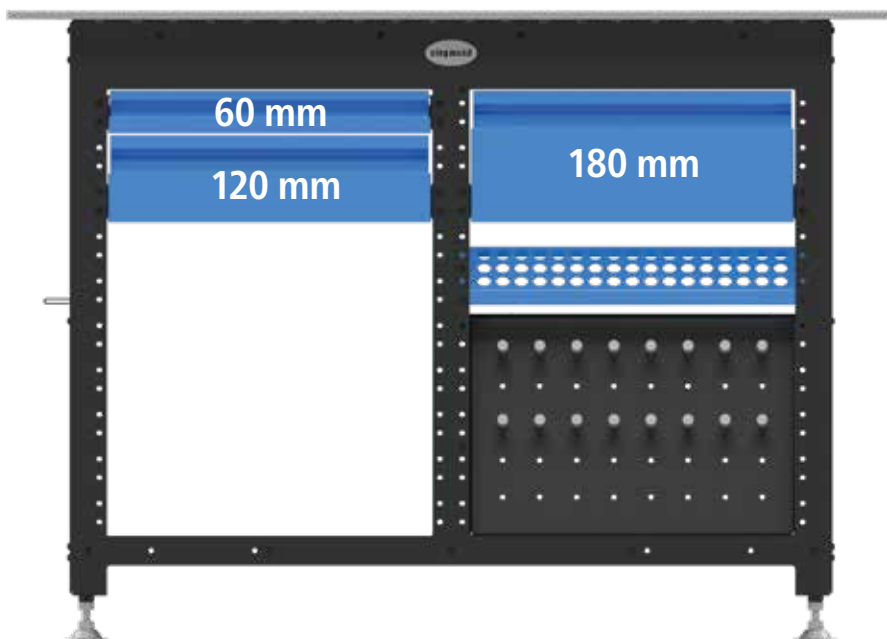
2x 004200  
3x 004205  
3x 004215

# Examples:

---



2x 004210  
1x 004215



1x 004200  
1x 004205  
1x 004210

**Bernd Siegmund GmbH**

Landsberger Straße 180 | 86507 Oberottmarshausen | Germany (Bavaria) | Phone 0049 (0) 82 03 / 96 07 - 0 | Fax 0049 (0) 82 03 / 96 07 - 33  
info@siegmund.com | www.siegmund.com

All prices are quoted ex works excl. VAT, packing, freight and duty. Technical changes and release are reserved.  
Our General Business Terms apply. Subject to price changes and printing errors.

All texts, pictures and design elements are copyrighted by the Bernd Siegmund GmbH. No part of this flyer may be edited analogously or digital or in another mode,  
may be multiplied or published out of the flyer without written approval of the legal owner. Offences are prosecuted.