

**siegmund®**

# **Drehtisch höhenverstellbar**

**Rotating table height adjustable**



# Online

---



Bernd Siegmund GmbH  
Landsberger Straße 180  
86507 Oberottmarshausen  
Tel. 0049 (0) 8203 / 96 07-0  
Fax 0049 (0) 8203 / 96 07-33  
info@siegmund.com  
**www.siegmund.com**

---



# Rotating table height adjustable

Montageanleitung · Assembly instructions · Инструкция за монтаж · Instrução de montagem ·  
Montážní instrukce · Montagevejledning · Instrucciones de montaje · Asennusohjeet ·  
Instructions d'assemblage · Upute za montažu · Szerelési útmutató · Istruzioni per montaggio ·  
Montagehandleiding · Monteringsanvisning · Instrukcja montażu · Instruções de montagem ·  
Instruțiuni de montaj · Uputstvo za montažu · Инструкция по сборке · Monteringsanvisningar ·  
Navodilo za sestavljanje · Návod na montáž · Montaj talimatları · 安装指南 · 組み立て方法 ·



**M6: 10 Nm**  
**M10: 49 Nm**

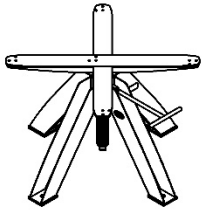
<b>DE</b>	Mit Schraubenschlüssel festziehen.
<b>BG</b>	Затегнете с гаечен ключ.
<b>CZ</b>	Utáhněte pomocí klíče.
<b>DK</b>	Stram med nøgle.
<b>EE</b>	Pingutatav võtmeaga.
<b>EN</b>	Tighten by wrench.
<b>ES</b>	Apretado con llave.
<b>FI</b>	Kiristä jakoavaimella.
<b>FR</b>	Serrer avec une clé.
<b>GR</b>	Σφίξιμο με κλειδί.
<b>HR</b>	Zategnuti ključem.
<b>HU</b>	Kulccsal feszítse meg.
<b>IT</b>	Serrare con chiave.
<b>LT</b>	Priveržkite veržliarakčiu.
<b>NL</b>	Aandraaien met een sleutel.
<b>NO</b>	Stram til med fastnøkkel.
<b>PL</b>	Przykręcić kluczem.
<b>PT</b>	Aperto com chave.
<b>RO</b>	Strângeți cu o cheie.
<b>RS</b>	Zategnuti ključem.
<b>RU</b>	Затянуть ключом.
<b>SE</b>	Spänn åt med skiftnyckel.
<b>SI</b>	Priviti s ključem.
<b>SK</b>	Utiahnite klúčom.
<b>TR</b>	Anahtarla sıkmak.

# STATIONARY / STATIONÄR

## PARTS / TEILE

**A1**

(no. 00002815)



**1x**

**B1**

(no. 28002400)

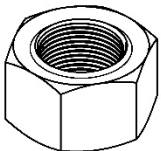


**4x**

## STANDARD PARTS / NORMTEILE

**a**

(no. 00001118)

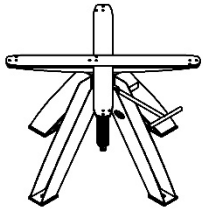

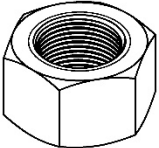





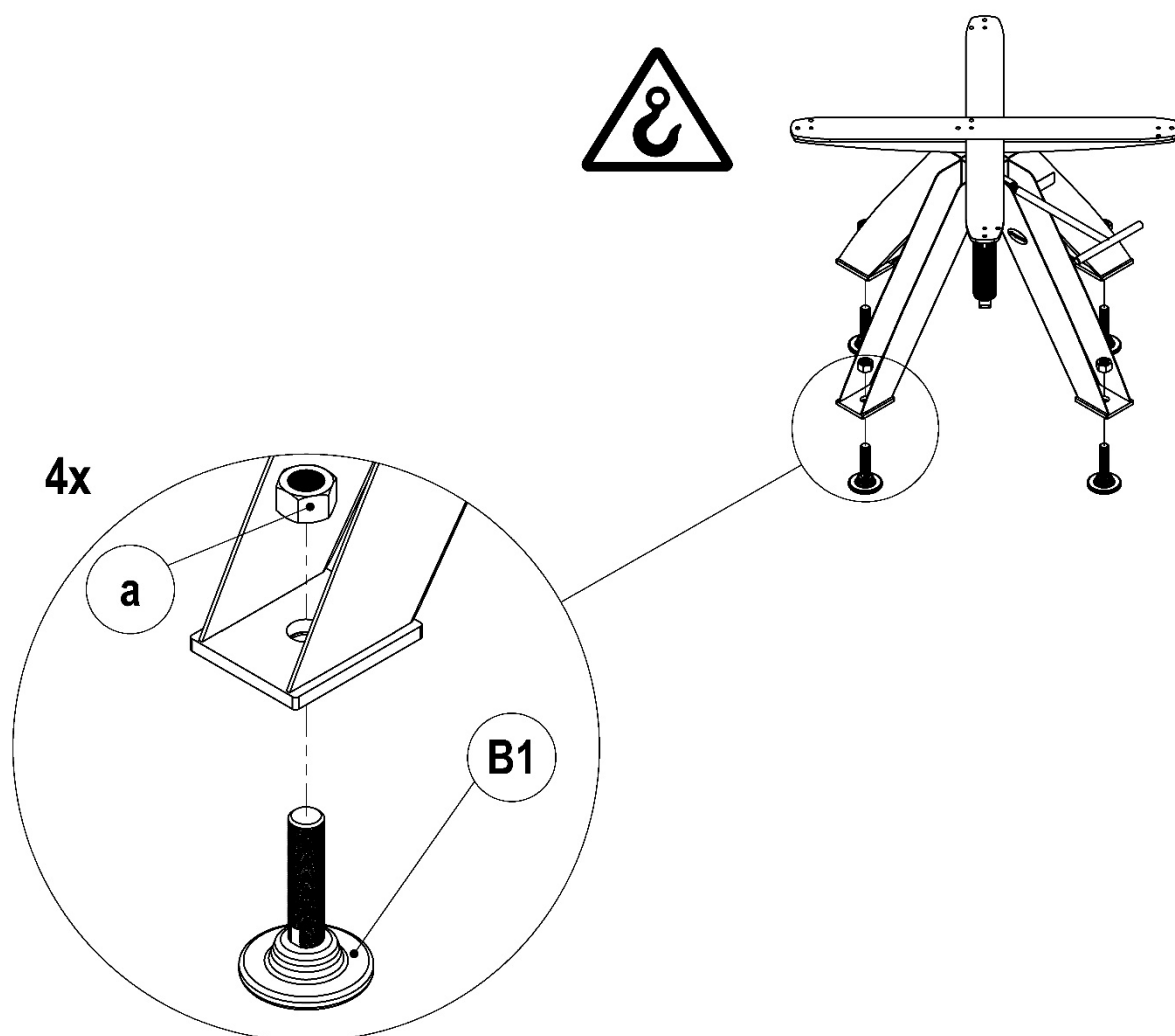
ISO 8673  
M24x1,5

**4x**

## TOOLS / WERKZEUGE



A1	B1	a	Tools
			  
1x	4x	4x	

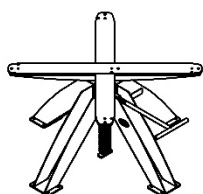


# MOBILE / MOBIL

## PARTS / TEILE

**A2**

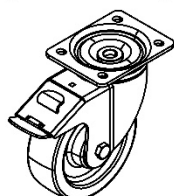
(no. 00002816)



**1x**

**B2**

(no. 00002819)

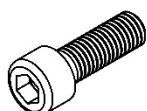


**4x**

## STANDARD PARTS / NORMTEILE

**b**

(no. 00002821)



ISO 4762  
M10x25

**16x**

**c**

(no. 00001067)

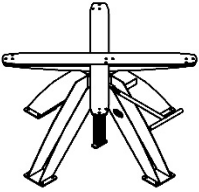
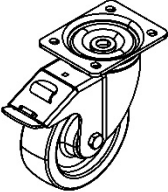
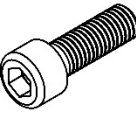






ISO 10511  
M10

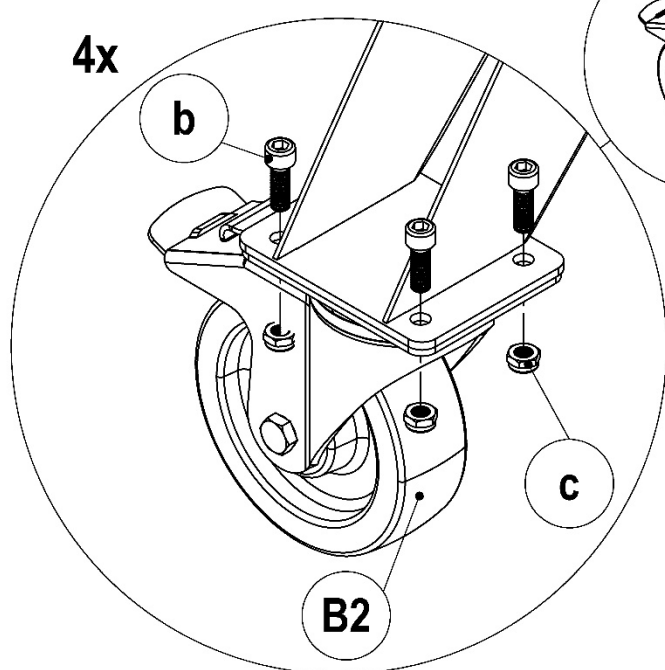
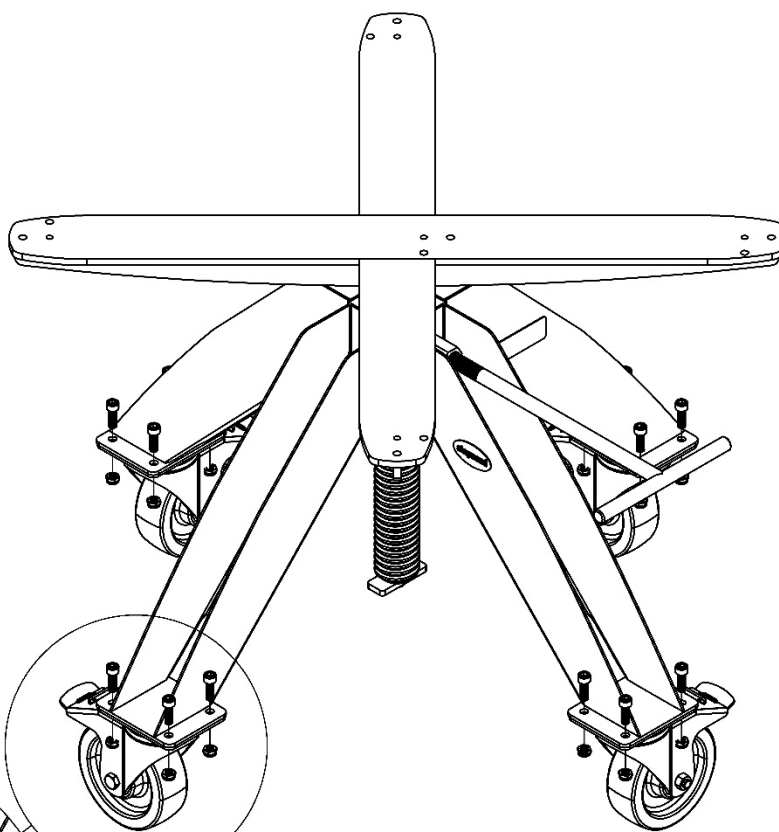
**16x**

## TOOLS / WERKZEUGE



A2	B2	b	c
			
1x	4x	16x	1x

Tools




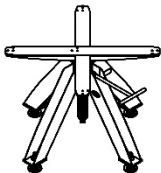


# SYSTEM 16 BASIC

## PARTS / TEILE

**A**

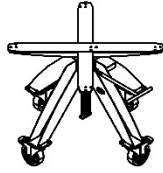
(no. 00002815)




**1x**

**T1**

(no. 00002816)



(no. 16001963)



**1x**

## LEVELING / FEINJUSTIERUNG

**d16**

(no. 00002825)



**5x**

**e16**

(no. 16002850)



**5x**

**f16**

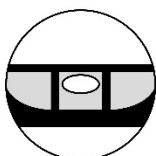
(no. 00001916)



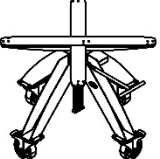




ISO 10642  
M6x20

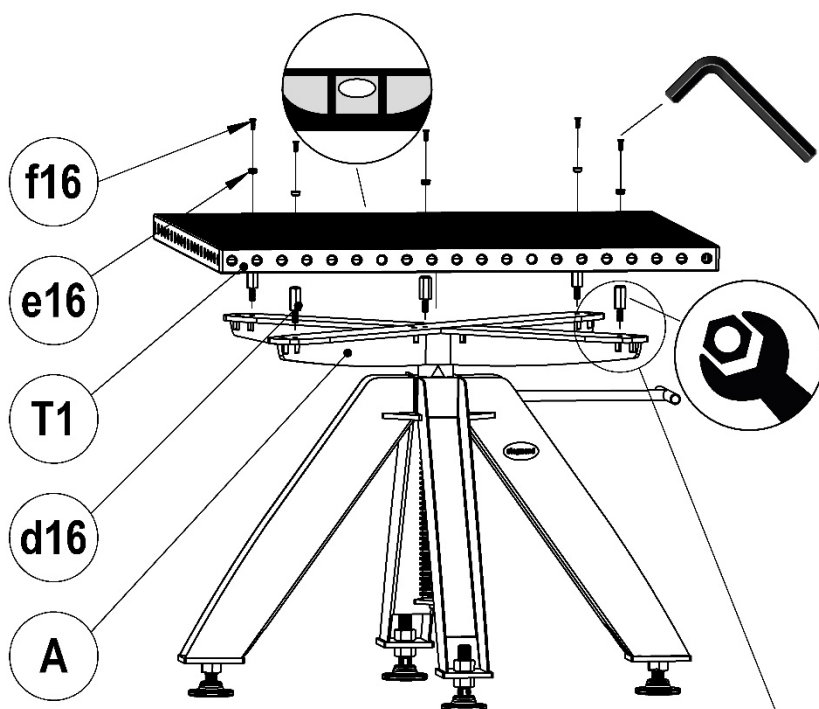
**5x**

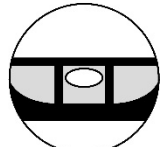



## TOOLS / WERKZEUGE

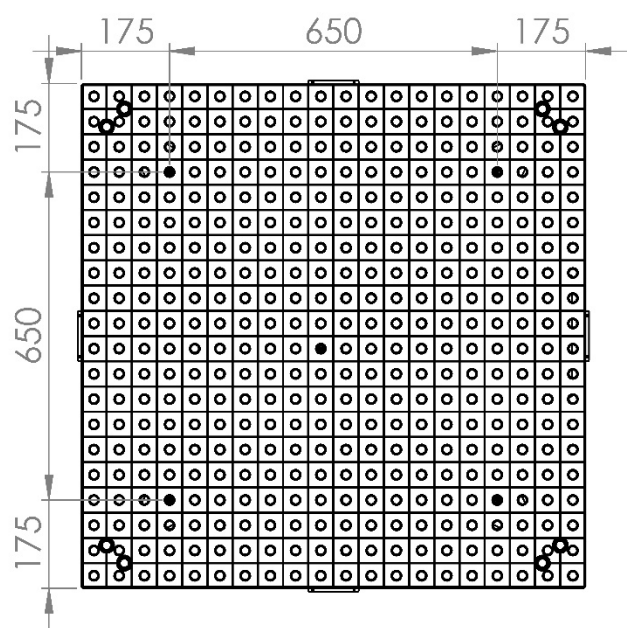
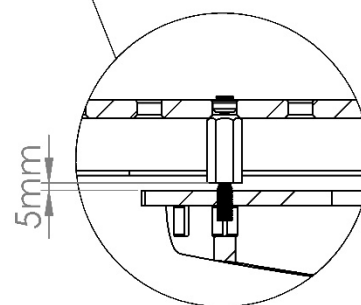
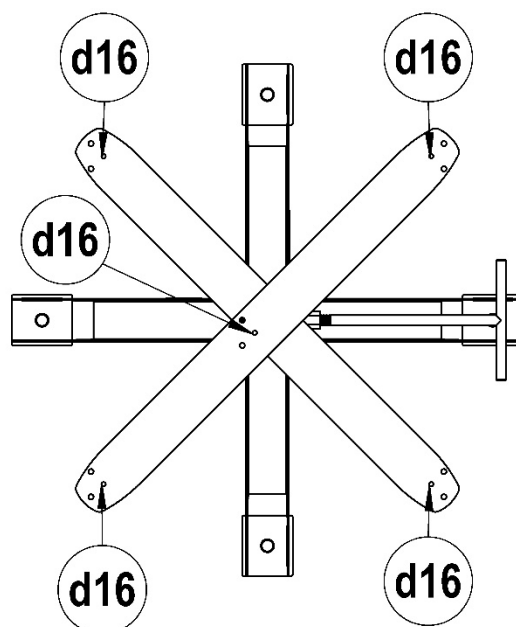




Parts
<p><b>A</b></p>  <p><b>1x</b></p>
<p><b>T1</b></p>  <p><b>1x</b></p>
<p><b>d16</b></p>  <p><b>5x</b></p>
<p><b>e16</b></p>  <p><b>5x</b></p>
<p><b>f16</b></p>  <p><b>5x</b></p>



Tools





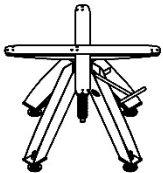


# SYSTEM 16

## PARTS / TEILE

**A**

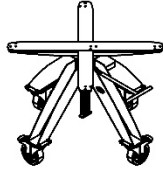
(no. 00002815)



**1x**


**T2**

(no. 00002816)



**1x**

(no. 16002805)



## LEVELING / FEINJUSTIERUNG

**d16**

(no. 00002825)



**5x**

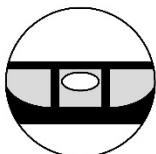
**g16**

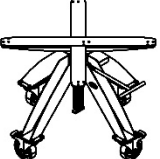



(no. 00002822)

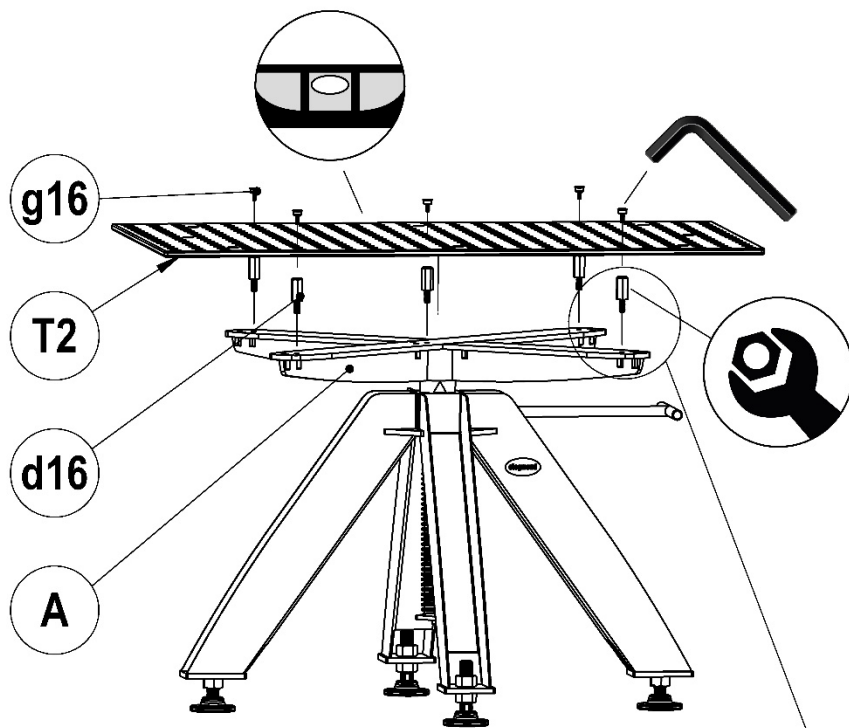


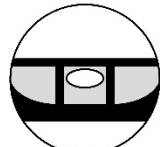



**5x**

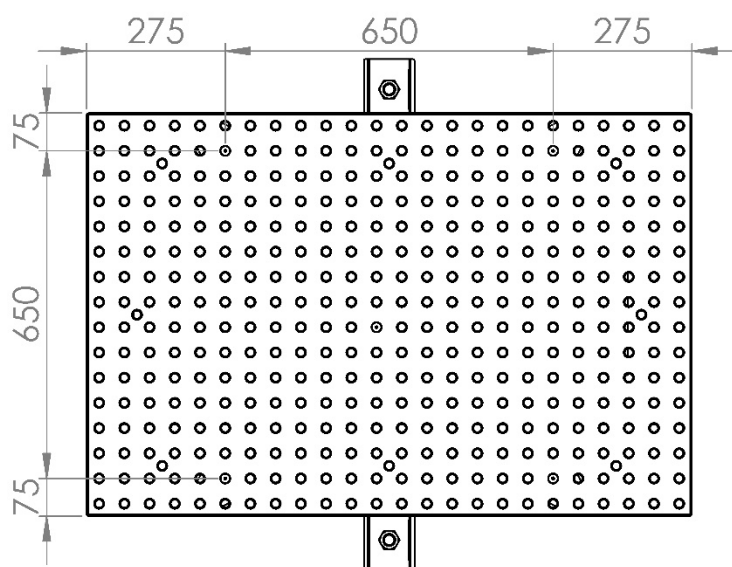
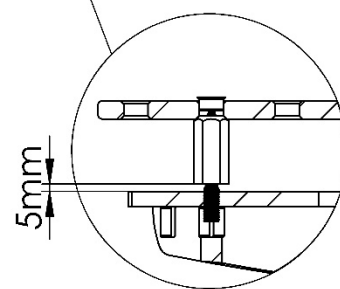
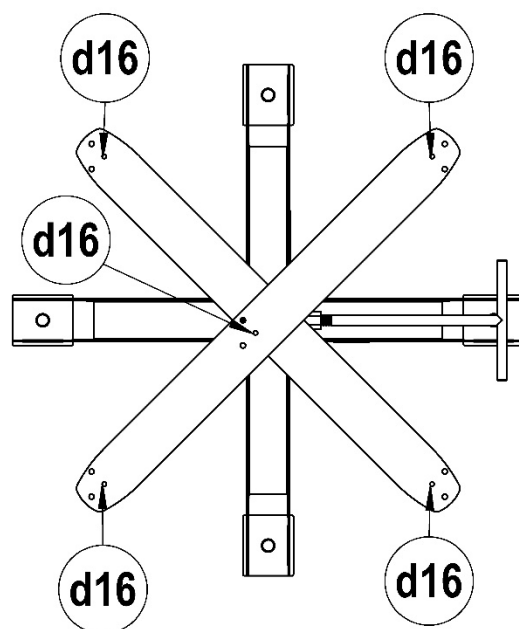
## TOOLS / WERKZEUGE



Parts
<b>A</b>  <b>1x</b>
<b>T2</b>  <b>1x</b>
<b>d16</b>  <b>5x</b>
<b>g16</b>  <b>5x</b>



Tools





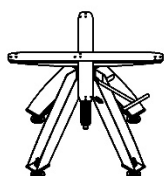


# SYSTEM 22

## PARTS / TEILE

**A**

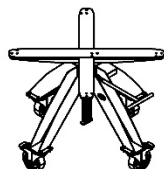
(no. 00002815)



**1x**

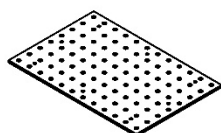
**T3**

(no. 00002816)



**1x**

(no. 22001402)



## LEVELING / FEINJUSTIERUNG

**d22**

(no. 00002826)



**5x**

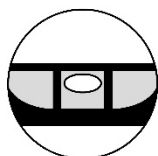
**g22**

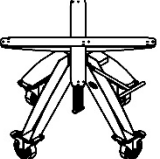
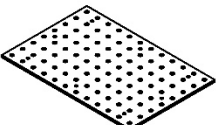


(no. 00002823)

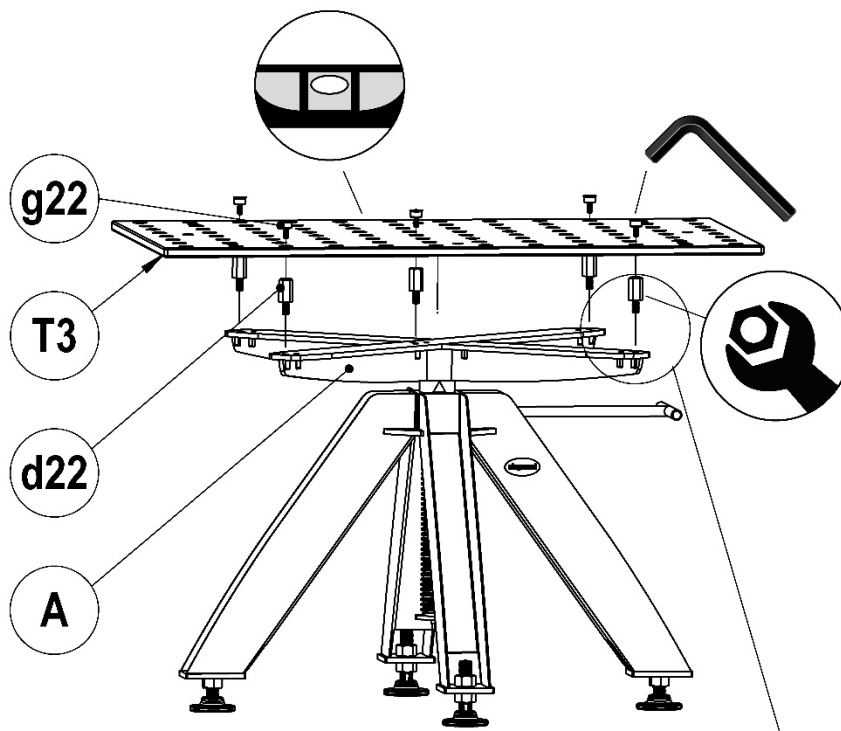


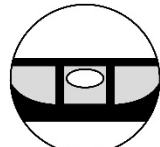



**5x**

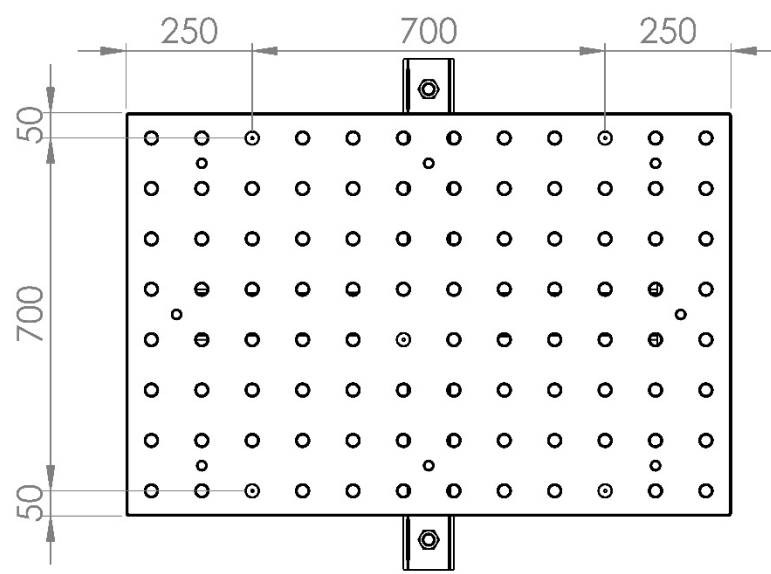
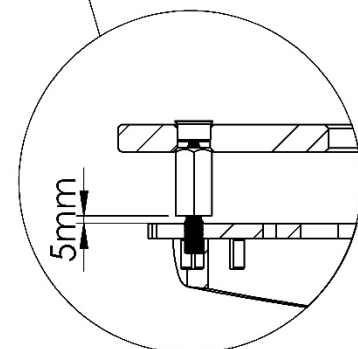
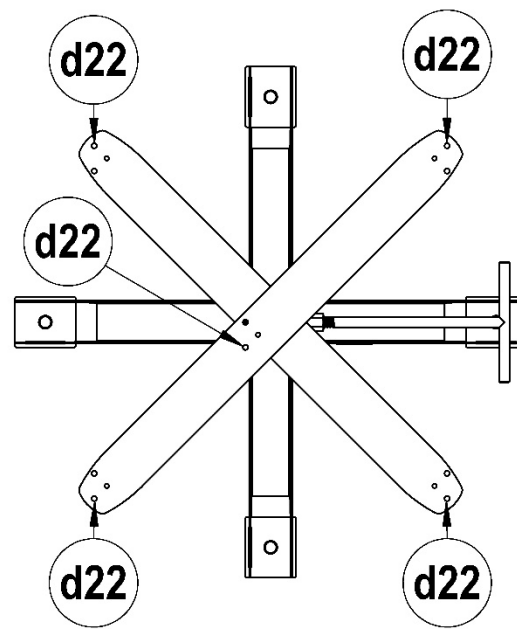
## TOOLS / WERKZEUGE



Parts
<b>A</b>  <b>1x</b>
<b>T3</b>  <b>1x</b>
<b>d22</b>  <b>5x</b>
<b>g22</b>  <b>5x</b>



Tools





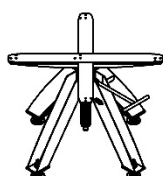


# SYSTEM 28 PREMIUM LIGHT

## PARTS / TEILE

**A**

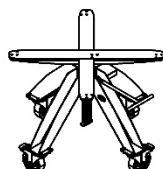
(no. 00002815)




**1x**

**T4**

(no. 00002816)



(no. 80000037)



**1x**

## LEVELING / FEINJUSTIERUNG

**d28**

(no. 00002827)



**5x**

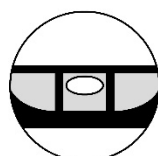
**g28**

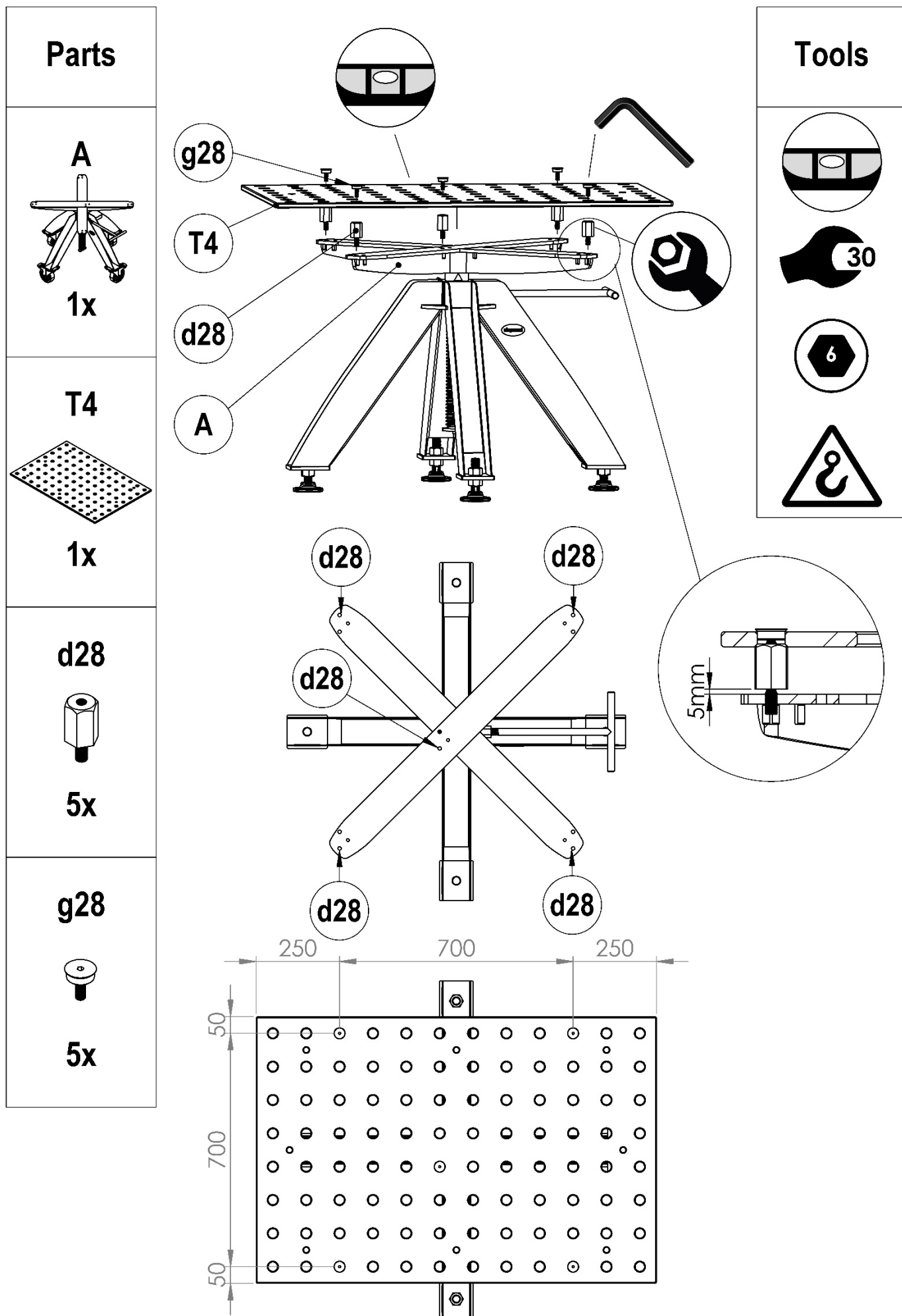
(no. 00002824)



**5x**

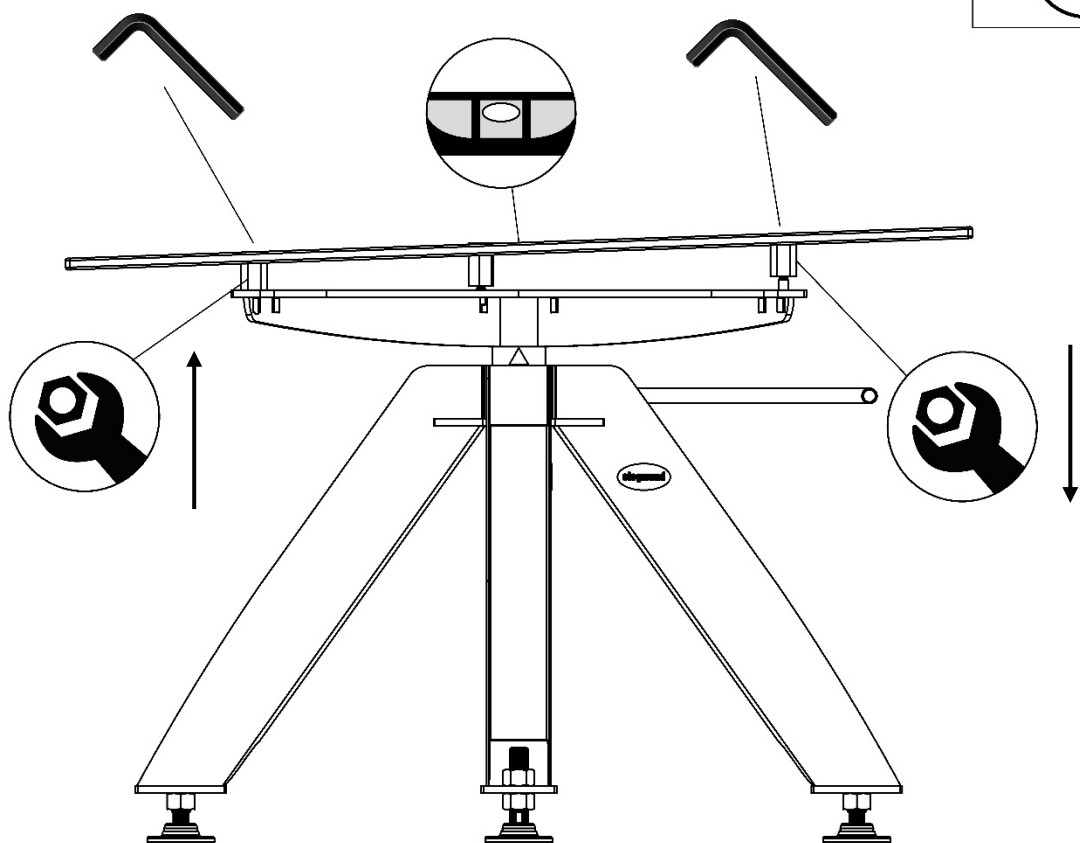
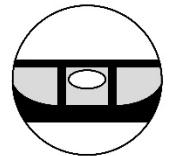
## TOOLS / WERKZEUGE





# LEVELING / FEINJUSTIERUNG

## Tools











**Bernd Siegmund GmbH**

Landsberger Straße 180 | 86507 Oberottmarshausen | Germany (Bavaria) | Phone 0049 (0) 82 03 / 96 07 - 0 | Fax 0049 (0) 82 03 / 96 07 - 33  
info@siegmund.com | www.siegmund.com

All prices are quoted ex works excl. VAT, packing, freight and duty. Technical changes and release are reserved.  
Our General Business Terms apply. Subject to price changes and printing errors.

All texts, pictures and design elements are copyrighted by the Bernd Siegmund GmbH. No part of this flyer may be edited analogously or digital or in another mode,  
may be multiplied or published out of the flyer without written approval of the legal owner. Offences are prosecuted.